



# West Coast Rock Lobster Management 2018



Graeme Baudains

# Lobster management team

## **Graeme Baudains**

Principal Management Officer

- ph: +61 (0)8 6551 4427
- email: [Graeme.Baudains@dpird.wa.gov.au](mailto:Graeme.Baudains@dpird.wa.gov.au)

## **Pia Dobson**

Senior Management Officer

- Ph: +61 (08) 6551 4496
- Email: [Pia.Dobson@dpird.wa.gov.au](mailto:Pia.Dobson@dpird.wa.gov.au)

## **Laura Orme**

Management Officer

- Ph: +61 (08) 6551 4404
- Email: [Laura.Orme@dpird.wa.gov.au](mailto:Laura.Orme@dpird.wa.gov.au)



# Overview

- Fees
- Legislation
- Local Lobster Program
- Certification
- Fisheye
- Harvest Strategy & TACC/TARC setting
- Rec. estimates-rec season update



# Access fees

- DPIRD with WRL(Council) on alternative ways to apportion fees
  - Flat fee per unit
  - Flat fee per kg
- Fees for the 19/20 season in place, any changes on methodology would be for the 2020/21 season.
- ‘MSC’ levy collected on behalf of WRL in keeping with funding agreement (\$300/MFL)
- Fisheye levy (\$0.51/unit)

# Access fees

## 2019/2020 Fishing Season Access Fees

Fishery	GVP (2014/15)	GVP (2015/16)	GVP (2016/17)	Average GVP	Fee based on Average GVP 5%	WAFIC 0.5%	FRDC 0.25%	TOTAL
West Coast Rock Lobster	379,076,219	387,920,275	395,715,797	387,570,764	19,378,538	1,937,854	968,927	22,285,319

A - \$22.02

B - \$31.41

C - \$31.69

- Includes Fisheye = \$395,039
- Doesn't include Levy
- LLP income is incorporated into the GVP calculation
- 6% increase

# Legislative amendments

## Done:

- Forfeited entitlement - CEO now has the ability to sell forfeited entitlement
- Leeman closure extension (to September 2022)
- Crate labelling – LFB & zone OR MFL

## Progressing Plan Amendments:

### Transition from Exemption

- Increased pot usage
- ALA and Weighing points

### Administrative

- Pot storage areas
- Holding areas and holding tags
- Capacity change/CEO publishing capacity change
- Reallocation of entitlement (may/must)
- Unit value determination (prior to commencement of season)

# Local lobster program

Phase 1 – Dec 16 to April 17

**7.7 tonnes**

Phase 2 - Dec 17 to Jan 18

**4.7 tonnes**

Phase 3 - April to May 18

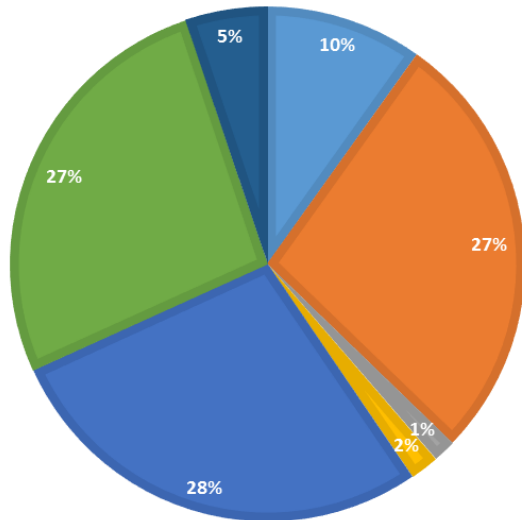
**4.8 tonnes** (preliminary)



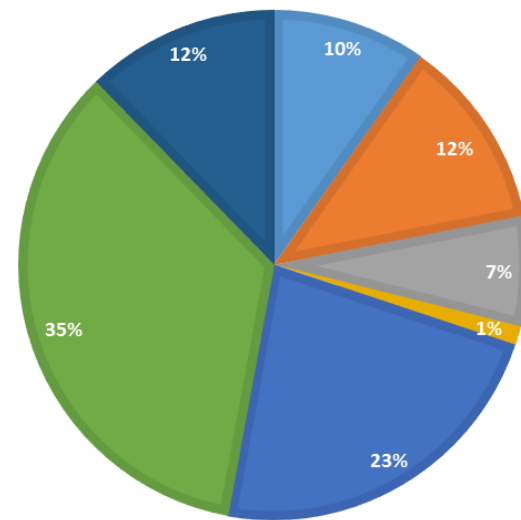
Price range from \$31-\$34/ kg

# Local lobster program

Fish Retailer Own use Other Donation Public Sales Restaurant Wholesaler



Fish Retailer Own Use Other Donation Public Sales Restaurant Wholesaler



Sale type of Lobsters sold under LLP-1.

Sale type of Lobsters sold under LLP-3.

## Key findings

- Personal consumption **27%** down **12%**
- Restaurant sales up **27%** to **35%**
- Fish retailer sales up **5%** to **12%**



# Local lobster - future direction

- DPIRD/WRL review to Minister Phases 1-3
- Consult on a more long term arrangement
- Issues to be considered:
  - Transferability
  - Legislation (Plan/IOE)
  - Incorporate in Harvest Strategy
  - Tags?
  - Co-management between DPIRD and WRL (tag/trading management, data entry etc)
  - Compliance risks eg. traceability of tags

# Certification



## MSC

- Audit completed June
- No major issues identified
- Report from audit will be made available on MSC website

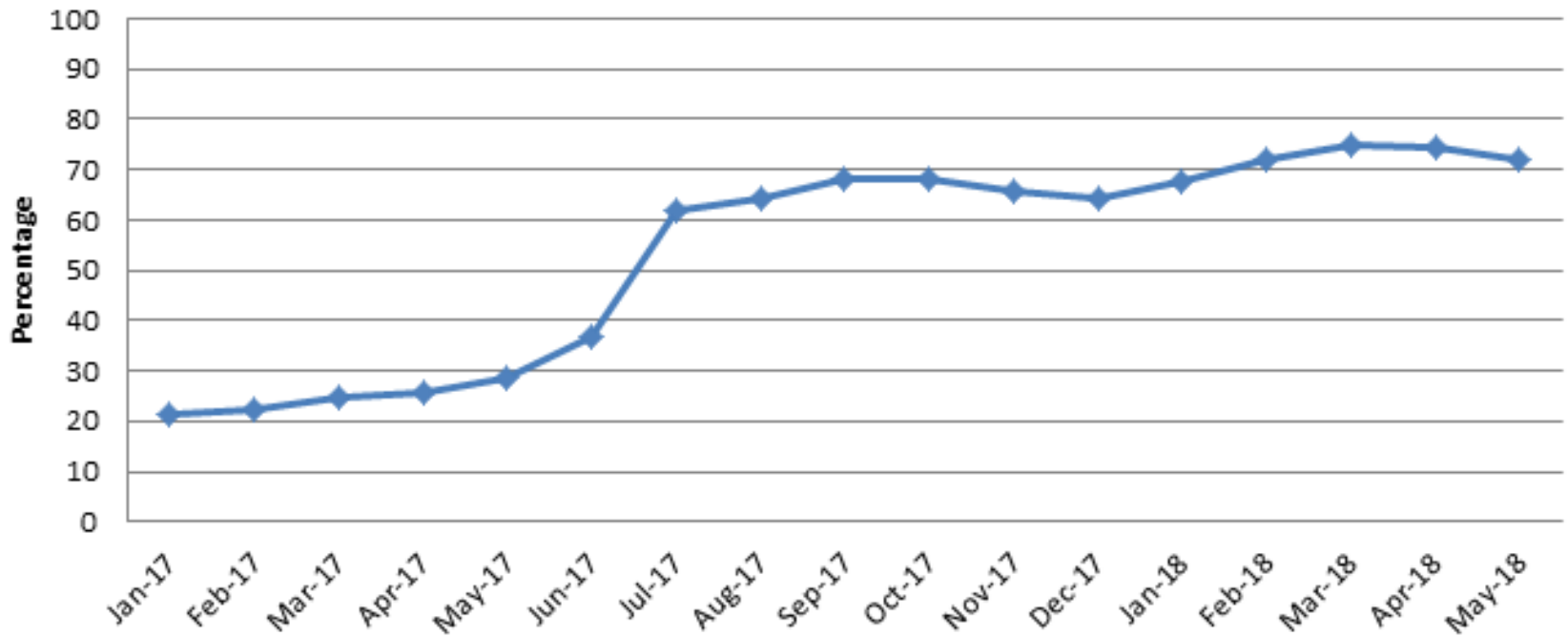
## EPBC certification

- WTO application submitted March 2018
- Approval until 2025

<http://environment.gov.au/marine/fisheries/wa/rock-lobster>

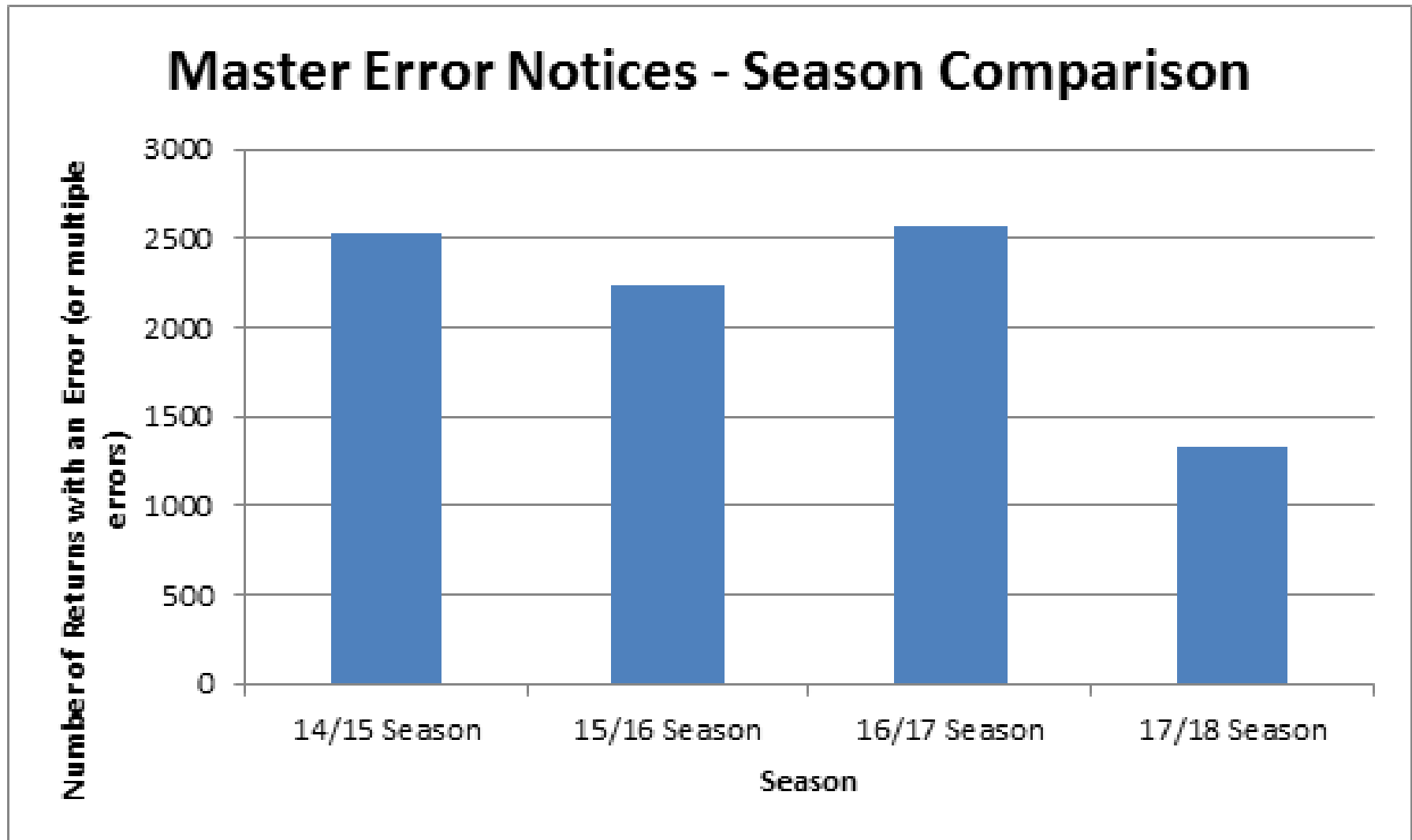
# Fisheye returns

## Percentage of Returns Per Month Submitted Using Fish Eye



	Jan-17	Feb-17	Mar-17	Apr-17	May-17	Jun-17	Jul-17	Aug-17	Sep-17	Oct-17	Nov-17	Dec-17	Jan-18	Feb-18	Mar-18	Apr-18	May-18
◆ %	21.2	22.2	24.6	25.9	28.7	36.9	61.9	64.3	67.9	68.3	65.8	64.1	67.7	71.9	74.8	74.3	71.9

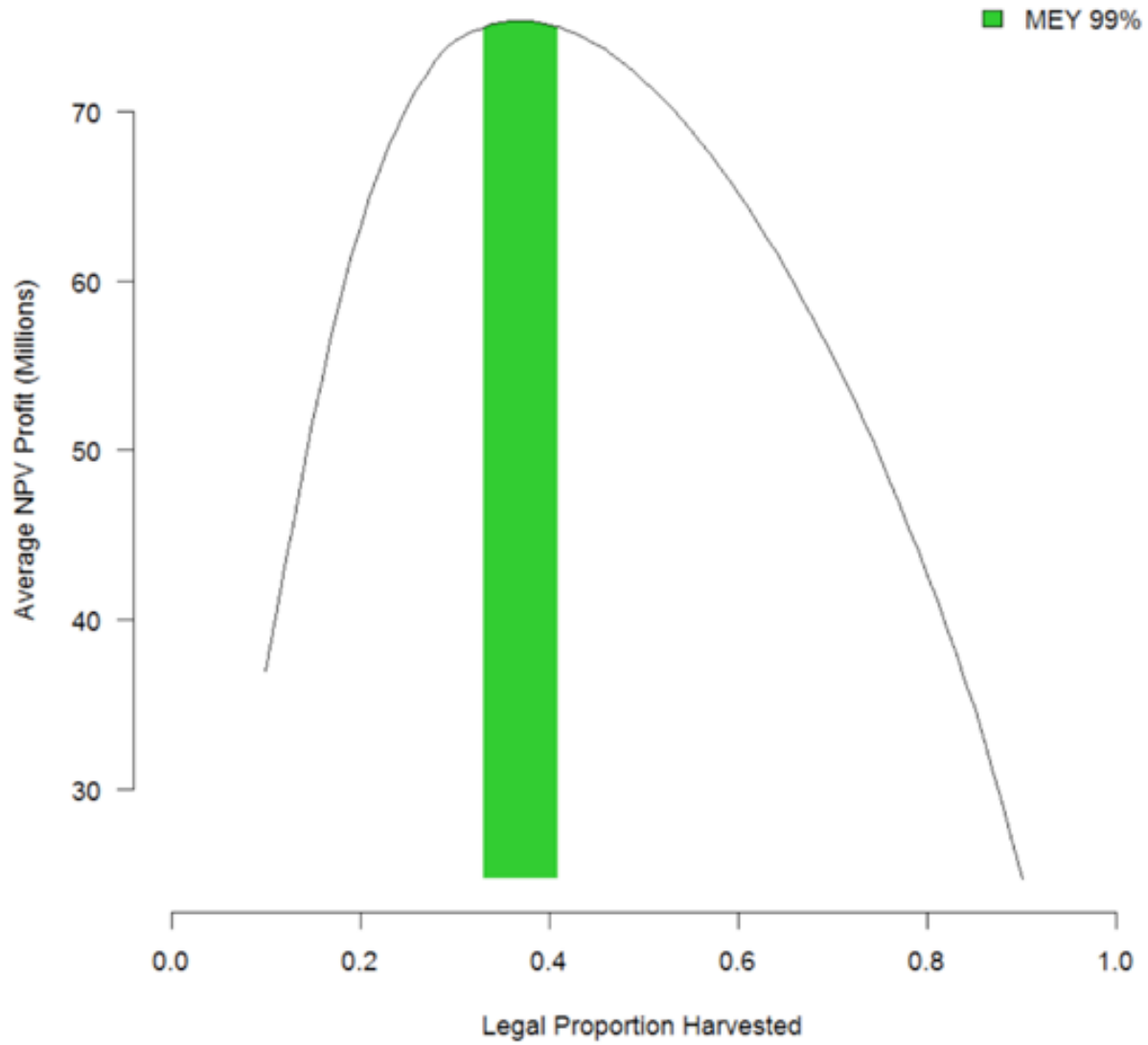
# CDR errors



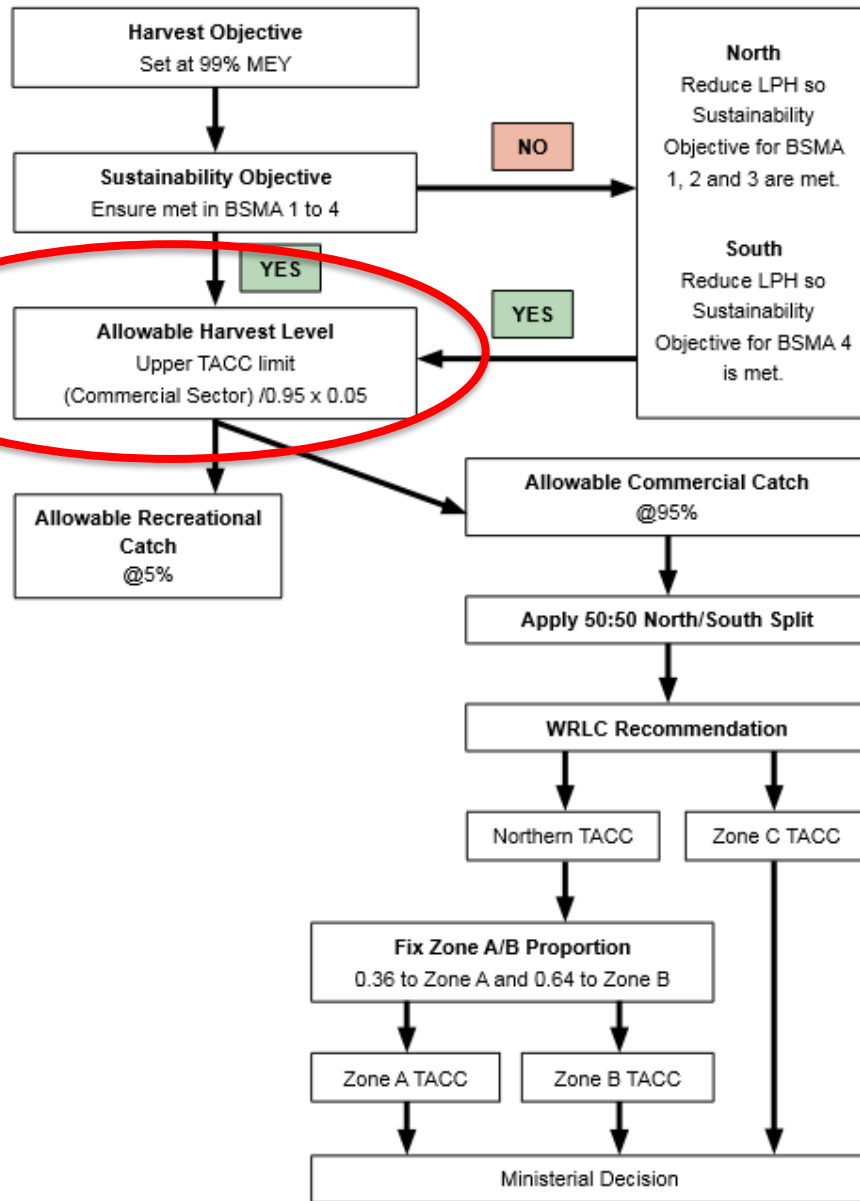
# TACC/TARC - setting process

- In accordance with *West Coast Rock Lobster Harvest Strategy and Control Rules 2014-2019*
- Two objectives:
  - Sustainability (egg production – reviewed)
  - Harvest (based on MEY)
- MEY provides range – measured in Legal Proportion Harvested (LPH)  
LPH = proportion of legal animals taken throughout year  
Range=0.38-0.41
- Recent years using LPH=0.39 (mid-point) to determine Allowable Harvest Level (AHL)

# Total Fishery



### Harvest Strategy and Control Rules Flow Chart



# Harvest strategy outputs

<b>YEAR</b>	<b>AHL TONNES</b>	<b>NOTIONAL ALLOWABLE COMMERCIAL CATCH TONNES</b>	<b>TACC TONNES</b>	<b>TARC TONNES</b>
<b>2013/14</b>	6,440	6,118	5,554	322
<b>2014/15</b>	7,760	7,371	5,859	388
<b>2015/16</b>	8,080	7,676	6,000	404
<b>2016/17</b>	8,440	8,018	6,000	422
<b>2017/18</b>	9,600	9,120	6,300	480
<b>2018/19</b>	10,140	9,632	6,300	507



# New Harvest Strategy

HS is in place until 2019, it needs to be reviewed:

- DPIRD harvest strategy and guidelines 2015
- ARMA ready
- MSC best practice
- Science and Modelling Review recommendations

## Next Steps

1. Background paper to scope issues - **August**
2. Commence consultation with RFW and WRL
3. Develop broader discussion paper – wider consultation 2018
4. HS review complete for 2020 TAC setting

# Recreational catch estimates

- Surveys employed
  - Mail recall survey
  - Phone recall
  - Phone diary
  - iSurvey
- Different bias with each technique
- Variations in expense
- Outputs based on number of lobsters
- Research on size composition of rec catch (increasing)

Season	TARC (t)	Estimated adjusted recreational catch (t)	5-year ave. TARC	5-year ave. rec catch (t)	Proportion of TAC %
10/11	290	125	n.a.	153	n.a.
11/12	290	114	n.a.	148	n.a.
12/13	322	125	n.a.	142	n.a.
13/14	388	243	n.a.	159	n.a.
14/15	404	330	339	188	2.8
15/16	422	381	365	239	3.3
16/17	480	456	403	307	3.8

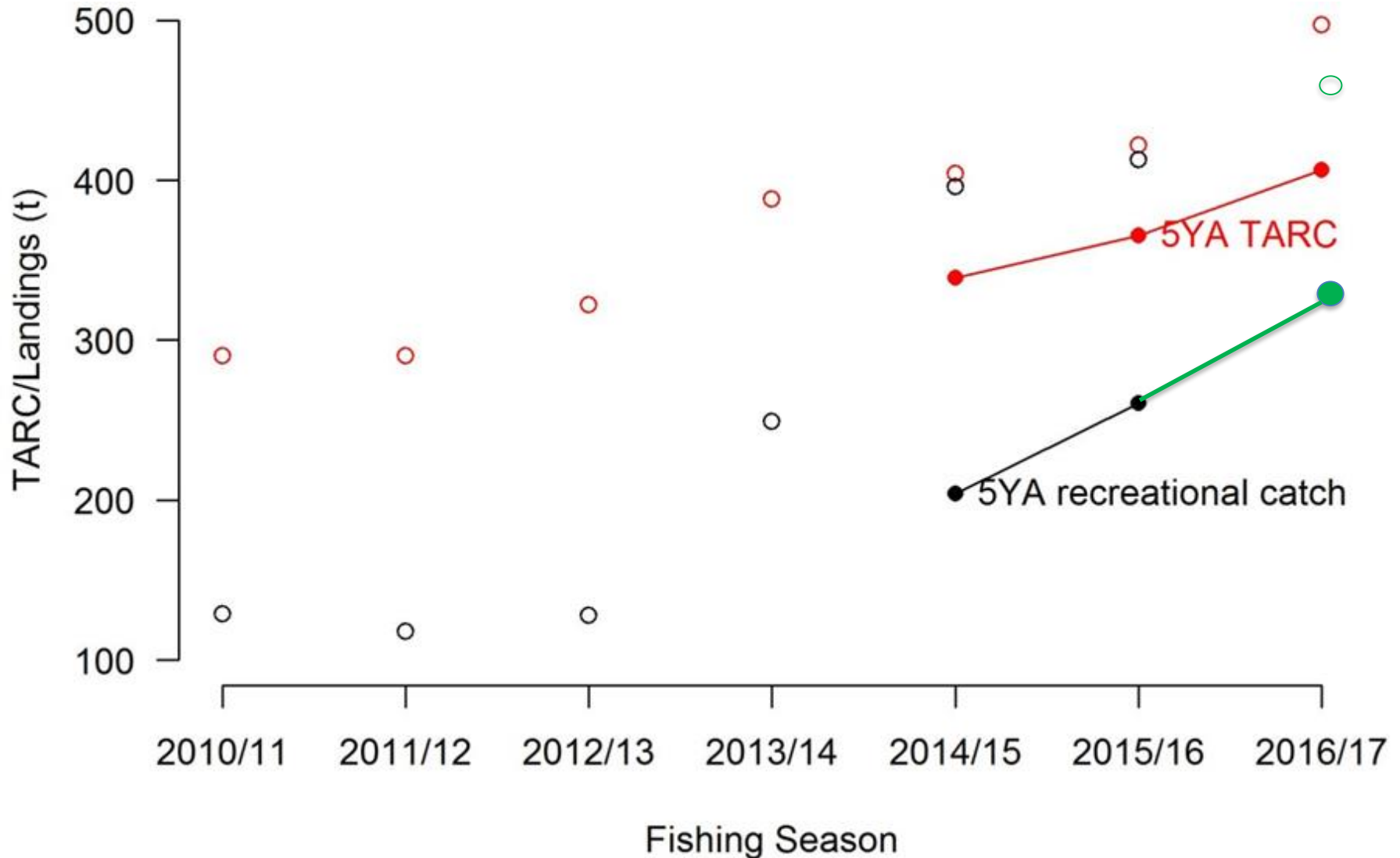
- **2016/17 – preliminary**
- Licences 37,882 (10/11) to 62,138 (16/17)

# Total allowable recreational catch

- IFM Allocation report (FMP 236) 5-year moving average:
  - smooths Rec. catch fluctuations
  - smooths TARC fluctuations
  - Estimates generally 1+ years out of sync
- Low catch years rolling out



# 5-year rolling average TARC vs Est. catch



# New recreational rock lobster arrangements

- From 1 July 2018, recreational fishers are permitted to fish for rock lobster all year round.
- All year round fishers must hang rope vertically in the water column if they are using more than 20m of rope.
  - minimise the risk of gear entanglements with migrating whales
  - reduce the loss of fishing gear from boats that run over or entangle with pot ropes.
  - FAQ documents on our website  
<http://www.fish.wa.gov.au/Species/Rock-Lobster/Pages/Changes-to-recreational-rock-lobster-fishing-rules.aspx>

# Lobster management team

## **Graeme Baudains**

Principal Management Officer

- ph: +61 (0)8 6551 4427
- email: [Graeme.Baudains@dpird.wa.gov.au](mailto:Graeme.Baudains@dpird.wa.gov.au)

## **Pia Dobson**

Senior Management Officer

- Ph: +61 (08) 6551 4496
- Email: [Pia.Dobson@dpird.wa.gov.au](mailto:Pia.Dobson@dpird.wa.gov.au)

## **Laura Orme**

Management Officer

- Ph: +61 (08) 6551 4404
- Email: [Laura.Orme@dpird.wa.gov.au](mailto:Laura.Orme@dpird.wa.gov.au)